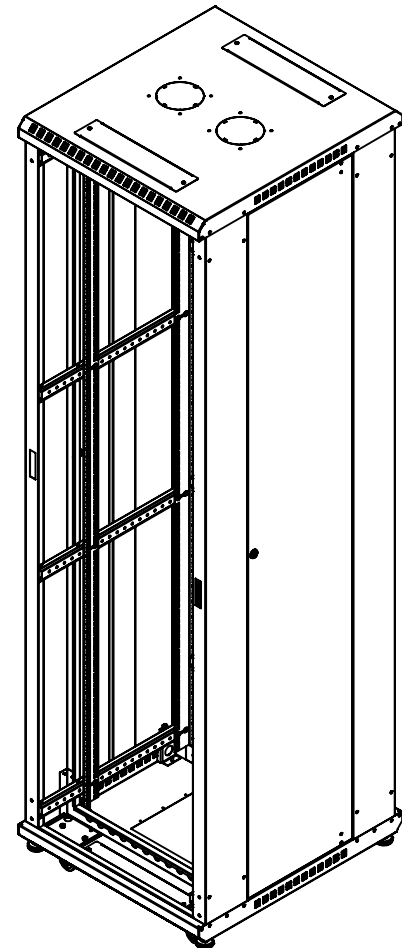


ITEM NO.	PART NUMBER	DESCRIPTION	QTY.
1	K102946	COMMON FRAME- 45U LINIER 24 INCH DEEP	1
2	K102943	SIDE DOOR ASSEMBLY- 45U LINIER 24 INCH DEEP	2
3	cp-1195	LOCK- 7/8" BARREL	2
4	cp-1197	CAM, LOCK- .575 X .913	2
5	cp-1024	BEARING, HINGE- PLASTIC	6



<p>KENDALL HOWARD CONFIDENTIAL THE INFORMATION CONTAINED IN THIS DRAWING IS THE SOLE PROPERTY OF KENDALL HOWARD. ANY REPRODUCTION IN PART OR AS A WHOLE WITHOUT THE WRITTEN PERMISSION OF KENDALL HOWARD IS STRICTLY PROHIBITED.</p> <p>MANUFACTURING COMMENTS:</p>	<p>UNLESS OTHERWISE SPECIFIED, ALL DIMENSIONS ARE IN INCHES.</p> <p>TOLERANCES: FRACTIONAL: ±1/8 ANGULAR: ±1° TWO PLACE DECIMAL: ±.03 THREE PLACE DECIMAL: ±.010 HOLE: ±.005</p>	<p>APPROVAL</p> <p>DRAWN BS 11/15/2023</p> <p>DESIGN BS 11/16/2023</p> <p>ENG APPR</p> <p>MFG APPR</p>	<p>DATE</p>	
	<p>MATERIAL: SEE BOM</p>	<p>LEGACY Part Number:</p>	<p>KENDALL HOWARD</p>	
	<p>SURFACE AREA (in²): NA</p>	<p>CLASSIFICATION:</p>	<p>TITLE:</p> <p>45U LN FS- NO DOORS / WITH SIDE DOOR- 24 INCH DEEP</p>	
	<p>FINISH ID: NA</p>	<p>THIRD ANGLE PROJECTION</p>	<p>SIZE</p> <p>A</p>	<p>DWG. NO.</p> <p>3170-3-024-45</p>
	<p>FINISH DESCRIPTION: NA</p>	<p>INTERPRET DIMENSIONS AND TOLERANCES PER ASME Y14.5-2009</p>	<p>REV</p> <p>A</p>	<p>SCALE: 1:24</p>
<p>DO NOT SCALE DRAWING</p>	<p>WEIGHT (lbs): 109.67</p>	<p>SHEET 1 OF 2</p>		

209	Initial Release	BS	11/16/2023	BS
ECO No:	Description:	By:	Date:	App By:

5

4

3

2

1

D

C

B

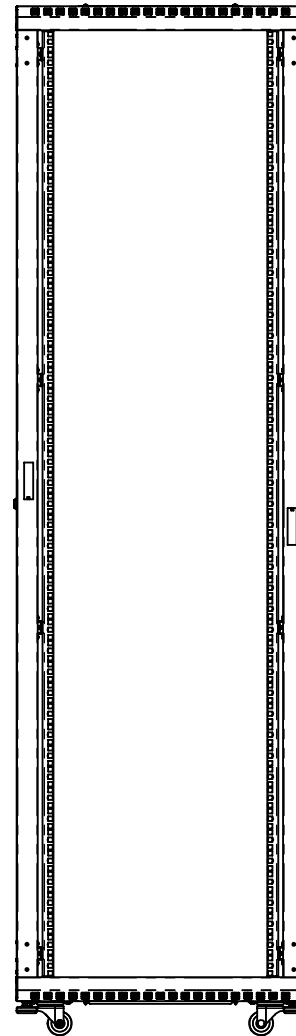
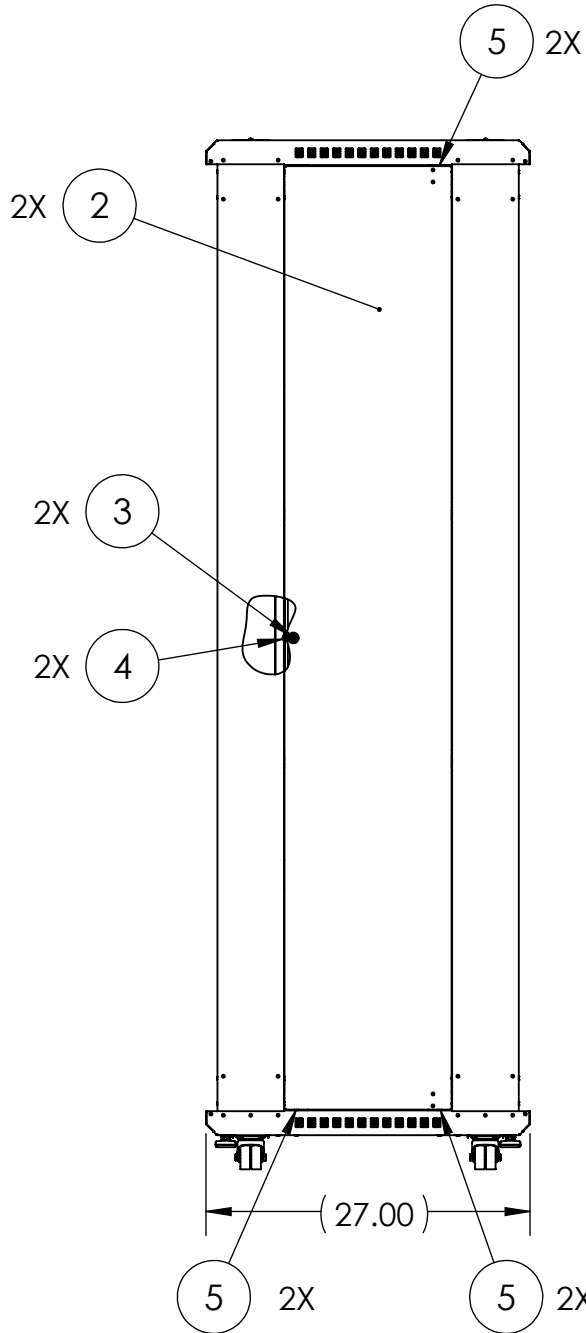
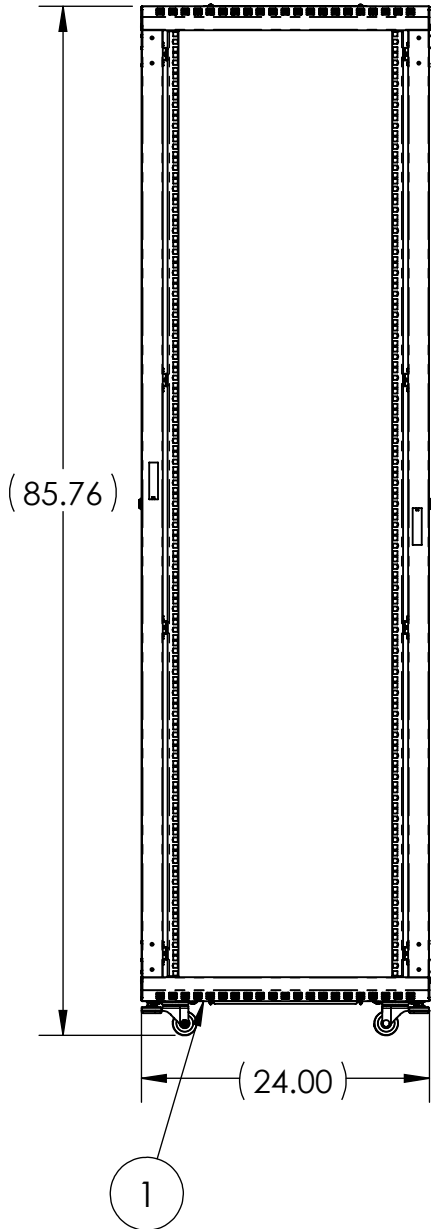
A

D

C

B

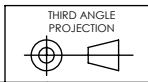
A



KENDALL HOWARD 

SIZE	DWG. NO.	REV
A	3170-3-024-45	A

SCALE: 1:24	WEIGHT (lbs): 109.67	SHEET 2 OF 2
-------------	----------------------	--------------



INTERPRET DIMENSIONS AND TOLERANCES PER ASME Y14.5-2009

5

4

3

2

1