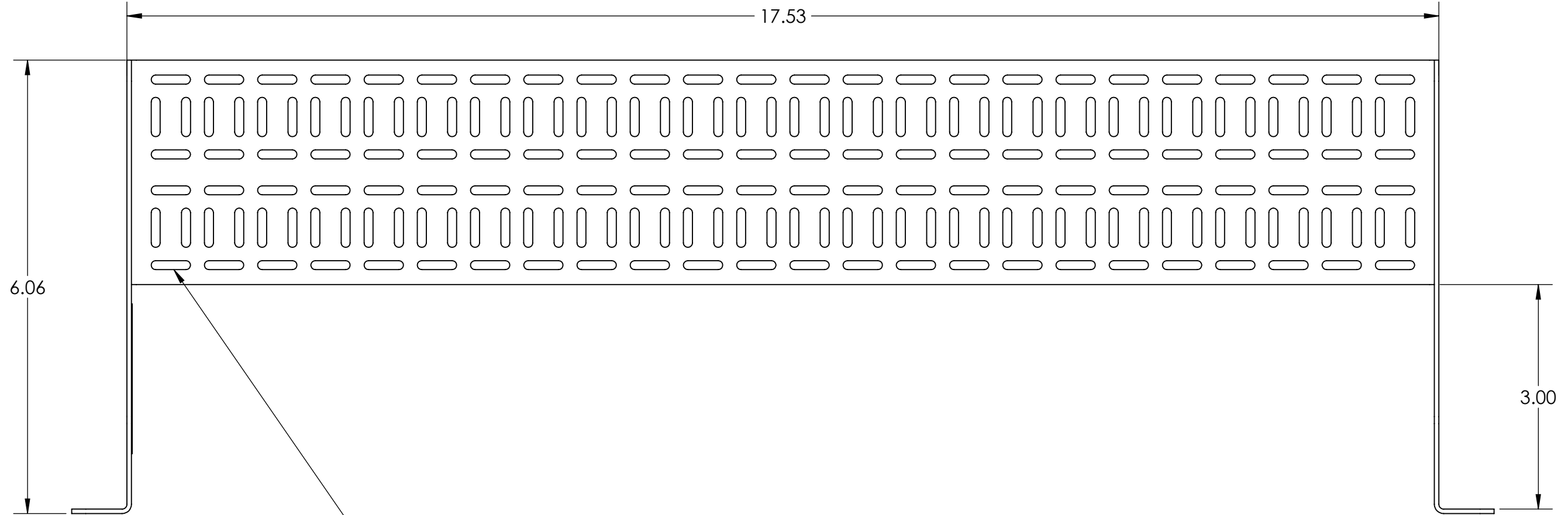
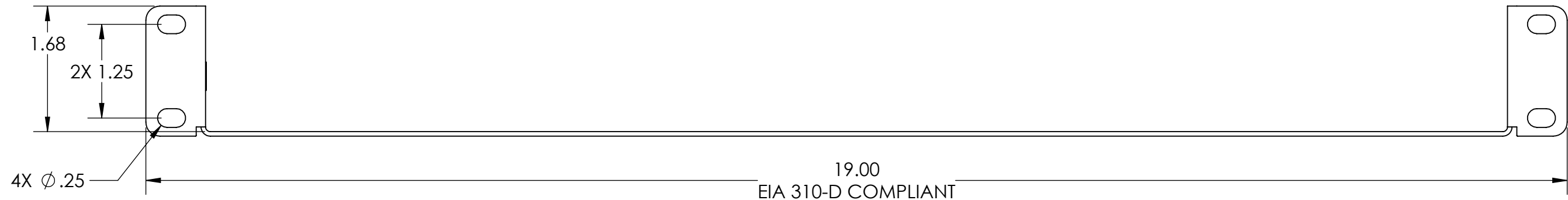


# DATA SHEET

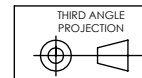


CABLE LACING HOLES



**KENDALL HOWARD**

SIZE	DWG. NO.	REV
<b>B</b>	<b>1905-1-200-01</b>	<b>B</b>



INTERPRET DIMENSIONS AND TOLERANCES PER ASME Y14.5-2009

6

5

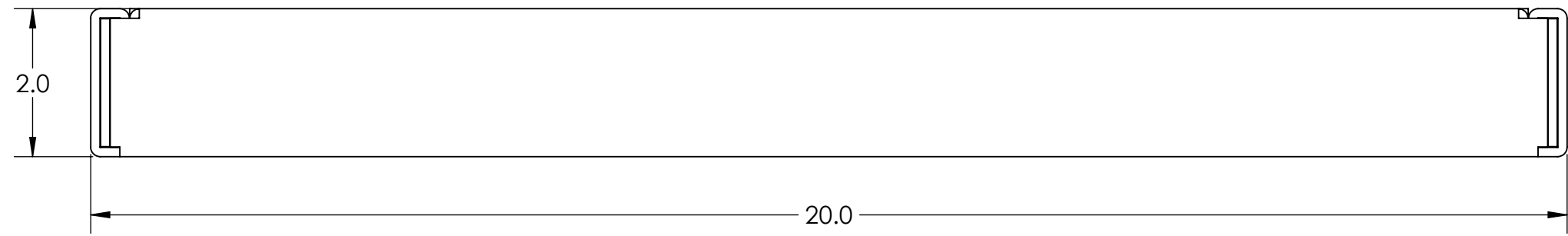

4

3

2

1

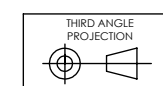
# DATA SHEET



TYPICAL PACKAGING DIMENSIONS

**KENDALL HOWARD** 

SIZE	DWG. NO.	REV
<b>B</b>	<b>1905-1-200-01</b>	<b>B</b>



INTERPRET DIMENSIONS AND TOLERANCES PER ASME Y14.5-2009

SCALE: 1:2	WEIGHT (lbs): 0.9615	SHEET 2 OF 2
------------	----------------------	--------------

6

5

4

3

2

1